



Newsletter

April 2020

The CMWA is a group of men and women from around the St. Cloud, Minnesota area who share a common interest in the art and business of woodworking. We meet monthly and share information, techniques, and topics of interest in woodworking.

www.thecmwa.com

Greetings Woodworkers

I hope this newsletter finds you well with everything going on in our world right now. Hopefully you have been able to find some time to work in your shop on some enjoyable projects. We have received word from the Paramount that all events are cancelled until May 31st at the earliest, and that includes us. Until further notice all of our meetings and workshops will be canceled.

Since we cannot be together for our monthly meeting I sent a request to our members to send in pictures of projects that they are working on. This is a great way for us to come together and see what others in our community are working on while in quarantine. Thank you to those who sent in contributions to make this possible.

If anyone else has projects that would like to submit to our next newsletter, please send them to me. We enjoy seeing them.

Below are a few projects I have been working on.



On the left is a coordinate sign for a co-worker. This was a nice quick project. The letters are cut in with a 1/2" ball nose cutter


On the right is the start of a finger joint computer monitor stand for another co-worker.

This is being made from 1/2 Baltic Birch.



A little project my wife and I started. A recipe card book. Now we just have to find the sleeves and split rings and it will be ready to fill up!

Devin Middendorf
President CWMA
middcountry@gmail.com



Meeting Schedule 2020

All meetings held at the Paramount Tech Site Building, 248 - 33rd Ave So, Waite Park, MN 56387 unless otherwise noted.

Until further notice CMWA will not be hosting any meetings. As soon as we receive word from the Paramount that it is okay to begin we will let you know. Thank you for your patience.

If you would like to stay updated on the Paramount's events during COVID-19 you can visit their website here: <https://paramountarts.org/communityhealthfirst/>

The below meetings and topics may be adjusted based off when we can meet again.

June, 17th Hand Tool Olympics

July, 15th Picnic, 6PM start

August, 19st Table saw and table saw jigs

September, 16th Pattern and template routing

October, 21th Slab sawing and flattening

November, 18th Safety, Saw Stop demo

December, 16th 6PM start Pot Luck.

Open Shop

All open shop events have been canceled until further notice. We look forward to having you back. Until then hopefully you will be able to enjoy time in your own shops.

2020 CMWA Board:

President	Devin Middendorf	Director at Large (2 year term)	Mike Ross
Vice President	Don Peterson	Director at Large (2 year term)	Shawn Jarvis
Secretary	Tim DuBois	Director at Large (1 year term)	Rollie Johnson
Treasurer	Kurt Zniewski	Director at Large (1 year term)	Mark Voigt
Marketing Director	Mike Ross		
Website Manager	Darren McKeever		
Librarians	Eddie Och		
Meeting Hosts	Eddie Och and Angelo Gambrino		



Kurt and Eli Zniewski

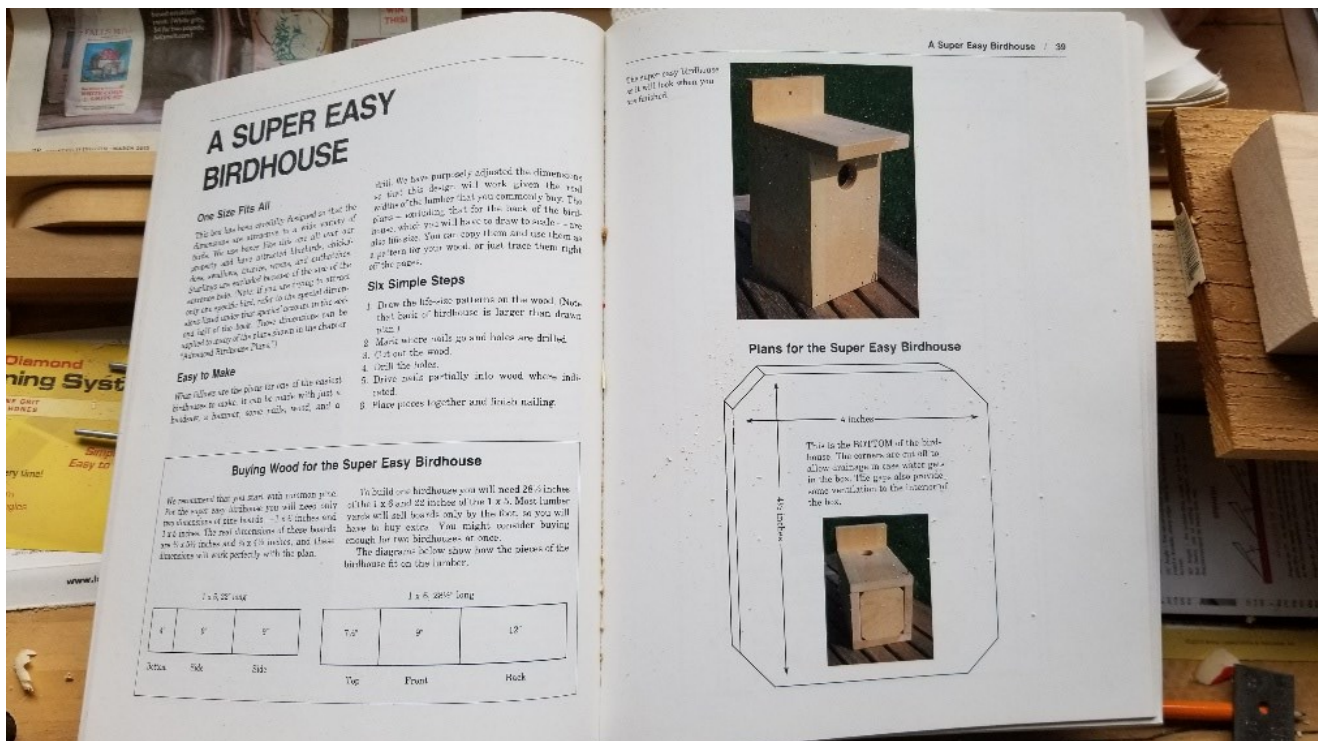
“My son Eli and I, worked on a wood duck house. We found a bird house book from the dusty shelves.

We also started making an assemble line of easy bird houses also.”

Kurt said that this is a “Good time to teach and get ready for the distance school teaching.”

Helpful Hint:

“Don’t hit your thumb everyone, Stay safe!”





Mark Voigt

“The bluebirds will be happy that I was self-quarantining. Found some cedar under my deck from when I dismantled the kids jungle gym 25 years ago.

Located a free plan on-line and assembled 5 houses.

I used half inch conduit for the pole mounting system (see picture) which was fastened to half inch re-bar which was partially buried in the ground.”





Dan Steffens

“The first pic is of a unfinished leg I made at a inlay class I was lucky enough to take at Connecticut Valley School of Woodworking before the country shut down. This is my first attempt at inlay. The other 2 pics are of a First Aid cabinet I made for the guild, based on Mike Peckovich’s wall cabinet that was made at the guild last fall.

I’m waiting for things to return to normal so I can give the cabinet to the guild. “





Charlie Gunderson

“Just completed and delivered a gun cabinet; I haven’t made one of these for about 20 years.”

Made with cherry hardwood and veneer. Size 76” tall, 32” wide, 21” deep at base, top 11 ½” deep. Holds 9-guns (two DBL spots). Can display pistols in slat front area.

Glenn Street

“I recently designed and made this hard maple crib and dresser set for a new grandson. To ensure safety, the crib sides are stationary and the spacing between spindles is <2.625 ”. Both pieces were stained with steel wool dissolved in vinegar. The crib can be disassembled to get it through narrow doorways and convert it to a bed as the child outgrows the crib—Festool DF500 connectors were used. Mattress height is adjustable. The hand-dovetailed crib and dresser inset drawers are mounted on soft close slides. A long narrow bin behind the crib drawers stores unused spindles and/or safety guards.”



Crib (mattress platform is at the highest height)




Crib Converted to Bed (mattress platform is at the Lowest Height)



Festool DF500 Connectors



Dresser



Don Wade

“Here is the start of three high chairs
I am making for some nephews of
mine”

Vacuum Forming the chair backs



A number of the chair parts



Using the Shaper Origin to layout the contour of
the chair seats and profile

Nearly finished seat contour



Starting the seat contouring



Thank You for your
Support



127 6TH AVE N., ST. CLOUD

320.252.1920

FREE 284-Page
Woodworking Tools Catalog



For a free copy, call or click here.
1-800-683-8170 www.leevalley.com

Lee Valley & Veritas®

*Huge assortment of cabinet and
furniture hardware in stock.*
Over 12,000 items!



Titelbond Adhesives *Abrasives* *Clamps*
Hinges *Slides* *Decorative Hardware*

Toll Free: 1-800-383-0130
24 hr. Fax: 1-888-811-9850
Web: www.wwhardware.com
Email: info@wwhardware.com



**Call for our FREE 624 page
specification catalog**
Woodworker's Hardware
PO Box 180, Sauk Rapids, MN 56379
NOTE: All orders will be shipped Speedee or UPS