

Central Minnesota

C M W A

Woodworker's Association

NEWSLETTER

JULY 2022

Paramount Display Wall

We recently completed a display wall the Paramount will use to display art and divide the gift shop and gallery area. The wall is 12 feet long and ends in a T at one end. It can be disassembled for storage. The wall is built of four 4 X 8 panels. Each panel is skinned with 3/16" plywood over a torsion box built of 3/4" pine. The panels are very light and strong.



Thanks to Mike Ross, Don Peterson, Rollie Johnson, Mark Voigt, Tim DuBois, Shawn Jarvis, and Dan Steffens for helping build the panels.

IN THIS EDITION

 DIGITAL 10 page Edition

"FROM THE BENCH" - Don Peterson	2
UPCOMING EVENTS - PICNIC — OPEN SHOP	3
JUNE SHOW & TELL	4
MEMBER'S PRESENTATIONS	4-6
UPCOMING CLASS—MARQUETRY	7
UPCOMING CLASS— BOXES AND JIGS	8
UPCOMING CLASS—BLUEBIRD HOUSE	9
NEW BUY-SELL-TRADE PAGE	9
Your Friends: OUR SPONSORS!	6

JULY OPEN SHOP DATES

July 7th 7-9PM

July 12th 6-9PM

FROM THE PRESIDENT'S BENCH



Greetings Woodworkers,

It's hard to believe the Fourth of July is here! And it is time for the CMWA picnic. Time flies. I thought our May meeting topic on routers was good. We covered some of the basics and saw some interesting jigs. There is no program scheduled for the picnic, but the board will be getting together to plan meeting topics for the remainder of the year.

I am happy to say that our part of the Paramount display wall project is complete. It took more time than estimated, but we got a good result.

I mentioned last month that Dan Steffens took on the job of asset/ equipment manager. Dan, Rollie Johnson, and I spent an afternoon reviewing what we had in the shop and what we needed. We reviewed the list once more after Dan confirmed prices and finalized what we needed. I am happy to report the board agreed with our plan and authorized Dan to spend about \$3000 on tools and supplies to fill out what we need. This will reduce the number of personal items we have had to bring in for classes and projects. It will make the shop more pleasant to work in.

Looking forward to seeing you all at the picnic.

Stay safe, **Don Peterson - CMWA President**

CMWA 2020 BOARD OF DIRECTORS

- | | |
|-------------------|-------------------|
| President | Don Peterson |
| Vice President | Mike Ross |
| Secretary | Shawn Jarvis |
| Treasurer | Kurt Zniewski |
| Director at Large | Tim DuBois |
| Director at Large | Charlie Gunderson |
| Director at Large | Rollie Johnson |
| Director at Large | Mark Voigt |
| Director at Large | Dan Steffens |
| Director at Large | Gail Ivers |
| Director at Large | Scott Lenzen |
| Director at Large | Charlie Meyer |
| Past President | Devin Middendorf |

- | | |
|------------|--|
| WEBSITE | Linda Saehr-Miller |
| | Cal Miller |
| NEWSLETTER | Tom Rosga |
| | trosqa@scicable.com |

WANT TO CONTACT A BOARD MEMBER?

Try: cmwa.member@gmail.com

We are sorry to report the passing of Lenny Merdan.


Charlie Meyer expressed how we all feel when he said-"I'm very sorry to hear of Lenny's passing, we will miss his amazing talent and his ability to share his creations with our members. God bless him".



Lenny turned this bowl using a basket weave pattern in 2018.

Click this link for his obituary.


<https://www.wennerfuneralhome.com/obituaries/Leonard-Lenny-Merdan>



The CMWA is a group of men and women from around the St. Cloud, MN area who share a common interest in the art and business of woodworking.

We meet monthly and share information, techniques, and topics of interest in woodworking.

www.thecmwa.com



CMWA PICNIC

WHEN: July 20, 2022 6:00 PM

WHERE: CMWA Shop

Paramount Tech Site Building

248 - 33rd Ave So

Waite Park, MN 56387



Our annual picnic is almost here! There's no meeting for July—just lots of fun for all. Come enjoy the camaraderie of your fellow woodworkers and your families.



The CMWA will provide burgers, brats, buns, chips, beans, condiments, and bottled water! Please bring a salad or dessert to share with everybody.



We're gonna have a great summertime party! There is no program for the picnic, just time to socialize with all of your friends, talk shop, and have a good time.

NEW THIS YEAR!!

Bring in a project to share. It doesn't have to be a recent one and anything you already brought to show at meeting is ok to bring again. This is not a contest... the goal is to share what we make with our guests.

PRIZES TOO!

We've got some great woodworking door prizes for you, including a Bosch Colt router and gift certificates from Woodcraft, Rockler, and Menards!

2022 OPEN SHOP SCHEDULE

July 7th 7-9PM and July 12th 6-9PM

Regular open shop time is available from 6 to 9 pm the first Thursday of each month.

Use our association's shop equipment, and take advantage of some free and valuable advice from fellow woodworkers.

JUNE'S SHOW & TELL— ROLLIE JOHNSON'S PLANE GALLERY





Rollie shared a plane gallery. The dividers and back are oak with an MDO base. The red base is milk paint, it looks like a leather back until you get close enough to touch it. The oak is finished with shellac. The project was cut out using the Shaper Origin.



JUNE MEETING—MEMBER'S PRESENTATIONS

MIKE ROSS ' LOOSE TENON PRESENTATION

Mike demonstrated a router jig used to make mortices for loose tenons. The jig is based on a Woodsmith plan. It is similar in concept to the Domino we saw last month but less expensive. An additional advantage of a jig like this is that you can make your mortice and tenons any size you want. To use the jig you route a mortice in each of the two pieces to be joined, then make a tenon sized to fit the mortices.



JUNE MEETING—MEMBER'S PRESENTATIONS

ROLLIE JOHNSON'S ROUTER PRESENTATION

Rollie brought in a selection of router bits and discussed their use and applications. The most interesting bit was the Whiteside compression bit with top and bottom bearings. That bit can be used with either bearing and work like a down cut and an upcut spiral.

Rollie also shared a Keller dovetail jig and a Gifkins dovetail jig. He compared both to the Leigh jig we have in the shop.



TIM DUBOIS PRESENTATION

Tim demonstrated a jig to hold your dovetail pin board and allow cleaning out waste between the pins using a pattern bit. He also showed us a modification he came up with to do the same job on an angled board. He used this technique built the live edge bench he shared with us at the April meeting.

Tim also discussed the use of a pattern bit for jointing board edges and trimming off a thin angled edge when fitting doors.




Don Peterson Presentation

Don showed us a router table sled he has used to make curved table aprons. The base of the sled provides the pattern to route against and the clamp holds the board securely allowing a safe grip on piece. He also showed an example of using a pattern applied to the piece to be routed with double sided tape.

Don also passed out router and router table safety sheet for everyone to take home.

Finally, he talked about routing direction on the router table and using a hand held router. We also discussed climb cutting - routing in the direction of the bit and when that is appropriate.



127 6TH AVE N., ST.

**BE PART OF OUR GROUP BY
ADVERTISING WITH US!**

cmwa.member@gmail.com

for advertising opportunities on our webpage and
in this monthly newsletter!

**FREE 284-Page
Woodworking Tools Catalog**

For a free copy, call or click here.
1-800-683-8170 www.leevalley.com
Lee Valley & Veritas®

**Huge assortment of cabinet and
furniture hardware in stock.
Over 12,000 items!**

Toll Free: 1-800-883-0130
24 hr. Fax: 1-888-811-9850
Web: www.wwhardware.com
Email: info@wwhardware.com

**Call for our FREE 624 page
specification catalog**
Woodworker's Hardware
PO Box 180, Sauk Rapids, MN 56379
NOTE: All orders will be shipped Speedee or UPS

UPCOMING CLASSES

All classes and events held at the
Paramount Tech Center
248 33rd Ave South
Waite Park, MN 56387

Serving Tray with Marquetry

Six Mondays, September 12, through October 17, 2022

6pm to 9pm

Marquetry Instructor—Don Peterson

Serving Tray Instructor—Mark Voigt

Fee: \$ TBD

Experience Level: Beginner, no prior experience needed

This is a two-part class. In part one of this class you will create a marquetry panel to be incorporated into the serving tray built in part two. We will cover veneer selection, preparation, pattern cutting, assembly, and finishing.

In part two of this class, you will learn how to safely use the Jointer, Table Saw, Band Saw, Planer, Router and various sanders. The project you will create while learning safe operating skills with these basic woodworking machines will be an elegant serving tray. Elements of joinery, design, wood selection and finishing will be part of your hands on woodworking experience.



UPCOMING CLASSES

All classes and events held at the
Paramount Tech Center
248 33rd Ave South
Waite Park, MN 56387

Build a Miter Fold & Veneered Box with Bob Van Dyke- 3 days

October 24, 25, & 26, 2022

Instructor—Bob VanDyke

Fee: \$450 + materials

If you have ever done any re-sawing then you know how cool a book matched panel can be. When you incorporate veneers into your work the possibilities for creating spectacular patterns are almost endless! Book matching is the simple one- but what about radial matching or “book & butt”? In this hands-on class students will each make a small “Miter Fold” box out of walnut and while doing that we will explore the endless possibilities of working with veneer to create a striking top for the box.



Making Tablesaw Jigs & Fixtures with Bob Van Dyke—3 days

October 27, 28, & 29, 2022

Instructor—Bob VanDyke

Fee: \$450 + materials

The idea of making jigs and fixtures for the tablesaw is always one that creates a lot of debate. Some people insist that they are not worth it and “just do it by hand” while other people love coming up with intricate fixtures that do a specific job really well. Bob’s approach is somewhere in the middle- will the jig be useful enough to be used over & over again and is it better than one that can be easily purchased? This class is Not a beginning tablesaw class. Participants must have some working experience with tablesaws & routers. Note: because of the design of the jigs for the table saw you must have a table saw with a Biessemeyer type fence (i.e., Sawstop, Jet, Powermatic). Bench top or “Job site” saws will not work with these jigs. Specify type of saw you own when registering.



BUILDING A BLUEBIRD HOUSE

January 16 & 17

6pm to 8:30pm

Instructor—Mark Voigt

Tech Center, Waite Park, MN

Fee: \$65 - All materials included for one bluebird house.



The perfect class for someone interested in an introduction to art of woodworking and bird enthusiasts alike! The step-by-step guidance of Mark will present students with an opportunity to safely work with basic hand tools to assemble pre-cut boards to create a beautiful bluebird house for your yard. Materials also include a metal stake for mounting your birdhouse, helping keep your feathered friends safe in the summer and easy for you to clean and store during the winter.

*We also welcome students who complete their bluebird house to consider the option of creating an additional hanging wren house! Additional materials fee for the wren house not included in the tuition.

BUY-SELL-TRADE

A place for CMWA members to find new stuff and trade the old stuff!

Send your ad and pictures to: trosga@scicable.com




FOR SALE: RED OAK

2000 bd. ft. of red oak. Available to members for \$1 board foot at all events.



FOR SALE: Vertical Grain Fir

A pallet of beautifully clear 2" thick Vertical Grain Fir. Four ft. boards-\$4 — two foot boards-\$2. Available at all upcoming meetings and events.
CMWA fundraiser



Central Minnesota Woodworkers Association
c/o Paramount Center for the Arts
913 West St. Germain Street
St. Cloud MN 56301

2022 ANNUAL MEMBERSHIP RENEWAL

By becoming a member of The Central Minnesota Woodworkers Association, you can take advantage of these benefits!

- ◆ Monthly Educational Meetings
- ◆ Networking with area woodworking enthusiasts
- ◆ Guest Speakers and Seminars
- ◆ Discounts at retailers & mail catalogs
- ◆ Our monthly newsletter by email
- ◆ An ability to ask questions of members through the CMWA web Site

Existing Member Name: Name _____

Any changes to Address, Phone or Email ? _____

New Member Name: _____

Address : _____

Phone : _____

Email: _____

2022 Dues Renewal: \$30

We are a volunteer club.
A little help from all of us makes it all easier!

Check out our Web Site for Club Meetings and topics

www.TheCMWA.com