

Central Minnesota

C M W A

Woodworker's Association

NEWSLETTER


JUNE 2022

ROUTER JOINERY

PUTTING THINGS TOGETHER (Part 2)

Coming up: Our next membership meeting topic will focus on the router. Specifically, we will look at template and pattern routing. Mike Ross will show us a router jig he has for loose tenon joinery.

Rollie Johnson will bring in a Keller dovetail jig.



He will compare the Keller unit with a Leigh dovetail jig.



We will look at router bits in general and what bits are available at the shop.



The router table will be covered and contrasted with handheld routers. Router safety sheets will be passed out and we will review what routers are available in the shop.

Two open shops are being held in June. The next open shop scheduled is June 14th. The annual picnic will be held at the shop on July 20. We will have great food, door prizes, and time to socialize with members of our group.

Join us on Wednesday, June 15th, 2022 for another exciting wood joinery meeting!

IN THIS EDITION

 DIGITAL 10 page Edition

"FROM THE BENCH"-Don Peterson	2
UPCOMING EVENTS - OPEN SHOP—PICNIC	3
SHOW & TELL- MEMBER'S PROJECTS	4,4,
MAY MTTG.—JOINERY— Part 2	5
UPCOMING CLASS—MARQUETRY	6
UPCOMING CLASS— BOXES AND JIGS	7
UPCOMING CLASS—BLUEBIRD HOUSE	8
NEW BUY-SELL-TRADE PAGE	8
Your Friends: OUR SPONSORS!	9

FROM THE PRESIDENT'S BENCH



Greetings Woodworkers,

Don Peterson - CMWA President

The past month is a busy time for most of us. Planting gardens, starting to mow the lawn, first holiday weekend of the summer, and hopefully a little wood-working time. I have not done much woodworking for myself in the last month, but we have had a substantial project going in the CMWA shop.

We are building display walls for use in the Paramount gift gallery and art space. This has been a great test of our shop space and equipment. I am happy to report it has been possible to complete this project in our shop without bring in a lot of personal equipment. It has been a real pleasure to work there. We have ample space and quality equipment. We are still working on increased electrical service into the room and need lighting improvements. I am confident these things will happen.

Thanks to Dan Steffans who is going to take on the job of asset/ equipment manager. He will be reviewing and documenting what we have and taking care of supply and parts ordering.

Looking forward to seeing you at the June 15 meeting.

Don Peterson - CMWA President

CMWA 2020 BOARD OF DIRECTORS

- | | |
|-------------------|-------------------|
| President | Don Peterson |
| Vice President | Mike Ross |
| Secretary | Shawn Jarvis |
| Treasurer | Kurt Zniewski |
| Director at Large | Tim DuBois |
| Director at Large | Charlie Gunderson |
| Director at Large | Rollie Johnson |
| Director at Large | Mark Voigt |
| Director at Large | Dan Steffens |
| Director at Large | Gail Ivers |
| Director at Large | Scott Lenzen |
| Director at Large | Charlie Meyer |
| Past President | Devin Middendorf |

- | | |
|------------|---|
| WEBSITE | Linda Saehr-Miller
Cal Miller |
| NEWSLETTER | Tom Rosga
trosqa@scicable.com |

WANT TO CONTACT A BOARD MEMBER?

Try: cmwa.member@gmail.com



The CMWA is a group of men and women from around the St. Cloud, MN area who share a common interest in the art and business of woodworking.

We meet monthly and share information, techniques, and topics of interest in woodworking.

www.thecmwa.com



CMWA PICNIC

When: July 20, 2022 6 pm

Where: CMWA Shop

Paramount Tech Site Building

248 - 33rd Ave So

Our annual picnic is almost here! There's no meeting for July-just lots of fun for our members...

Come enjoy the camaraderie of your fellow woodworkers and their families.

The CMWA will provide the main course and beverages. More menu detail to follow in the next 2 weeks.

We're hoping for a great turnout. There is no program for the picnic, just time to socialize and have a good time. We have some great woodworking door prizes and gift certificates to give away.

DETAILS ON FOOD ITEMS THAT YOU MAY BRING AND OTHER EVENTS IN THE PLANNING STAGE!

2020 OPEN SHOP SCHEDULE

June 14

July 7






Regular open shop time is available from 6 to 9 pm the first Thursday of each month.

Use our association's shop equipment, and take advantage of some free and valuable advice from fellow woodworkers.

UPCOMING MEETINGS

June 15, 2022

Routers


-  Loose tenons
-  Pattern template routing
-  Assorted bits
-  Keller jigs
-  Router table usage

All meetings and workshop sessions are held at the Paramount Tech Site Building, 248 - 33rd Ave So, Waite Park, MN 56387 unless otherwise noted.

- We are not offering a Zoom option.
- The Paramount Center for the Arts no longer requires masks and vaccines or a recent negative test in all their facilities. Out of concern for those who may be immunocompromised or have underlying health concerns, the mask requirement will be changed to "Masks Strongly Recommended."

MAY'S SHOW & TELL

Made by our Members



Charlie Gunderson shared a convertible step-stool / chair. It is hinged and easily converts back and forth.



Greg Kraning shared a small box that he made very early in his woodworking journey. He keeps it to remind himself of how he started woodworking.



Greg also shared a beautiful pie crust table he made.

The table incorporates a carved top, ball and claw feet and a turned pedestal.



MAY MEETING TOPIC—JOINERY

The May meeting was the first of two meetings that explored different methods of joinery. We had several great demonstrations of equipment and tools for joinery options.



Rollie Johnson showed us both the **Festool Domino DF 500** and the **Festool Domino XL DF 700** machines. The DF500 is the smaller of the two and cuts mortises for Domino loose tenons from 4mm X 20mm to 10mm X 50mm. The larger 700 unit cuts mortises for loose tenons from 8mm X 80mm to 14mm X 140mm. Rollie reviewed the machine set up and use.



Charlie Meyer demonstrated the **Dowel-It doweling jig**. The Dowel-It company has been selling this jig since 1949. Many refinements have been added but the basic jig has not changed a lot over the years for good reason. It is a solid performer at a value price.



Charlie Gunderson demonstrated several different methods. First, he covered the standard dedicated mortising machine. Using our club's Powermatic PM701 benchtop mortiser, he explained how to properly set up the chisel and bit combination and also covered sharpening techniques needed for the drill bit and mortising chisel.

He then demonstrated the **Kreg pocket hole jig** showing jig set-up, the special Kreg bit and screws designed for this jig, and suggested clamping methods.

Charlie uses this method primarily for face frames and cautioned against using pocket screws for joints that require strength.



Finally, he demonstrated the biscuit joiner. We looked at the machine set up, biscuit sizes available, and machine operation. Charlie uses biscuits to align panels for gluing.

UPCOMING CLASSES

All classes and events held at the
Paramount Tech Center
248 33rd Ave South
Waite Park, MN 56387

Serving Tray with Marquetry

Six Mondays, September 12, through October 17, 2022

6pm to 9pm

Marquetry Instructor—Don Peterson

Serving Tray Instructor—Mark Voigt

Fee: \$ TBD

Experience Level: Beginner, no prior experience needed

This is a two-part class. In part one of this class you will create a marquetry panel to be incorporated into the serving tray built in part two. We will cover veneer selection, preparation, pattern cutting, assembly, and finishing.

In part two of this class, you will learn how to safely use the Jointer, Table Saw, Band Saw, Planer, Router and various sanders. The project you will create while learning safe operating skills with these basic woodworking machines will be an elegant serving tray. Elements of joinery, design, wood selection and finishing hands on woodworking will be part of your experience.



selection and finishing hands on woodworking



UPCOMING CLASSES

All classes and events held at the
 Paramount Tech Center
 248 33rd Ave South
 Waite Park, MN 56387

Build a Miter Fold & Veneered Box with Bob Van Dyke- 3 days

October 24, 25, & 26, 2022

Instructor—Bob VanDyke

Fee: \$450 + materials

If you have ever done any re-sawing then you know how cool a book matched panel can be. When you incorporate veneers into your work the possibilities for creating spectacular patterns are almost endless! Book-matching is the simple one- but what about radial matching or “book & butt”? In this hands-on class students will each make a small “Miter Fold” box out of walnut and while doing that we will explore the endless possibilities of working with veneer to create a striking top for the box.



Making Tablesaw Jigs & Fixtures with Bob Van Dyke—3 days

October 27, 28, & 29, 2022

Instructor—Bob VanDyke

Fee: \$450 + materials

The idea of making jigs and fixtures for the tablesaw is always one that creates a lot of debate. Some people insist that they are not worth it and “just do it by hand” while other people love coming up with intricate fixtures that do a specific job really well. Bob’s approach is somewhere in the middle- will the jig be useful enough to be used over & over again and is it better than one that can be easily purchased? This class is Not a beginning tablesaw class. Participants must have some working experience with tablesaws & routers. Note: because of the design of the jigs for the table saw you must have a table saw with a Biessemeyer type fence (i.e., Sawstop, Jet, Powermatic). Bench top or “Job site” saws will not work with these jigs. Specify type of saw you own when registering.



BUILDING A BLUEBIRD HOUSE

January 16 & 17

6pm to 8:30pm

Instructor—Mark Voigt

Tech Center, Waite Park, MN

Fee: \$65 - All materials included for one bluebird house.



The perfect class for someone interested in an introduction to art of woodworking and bird enthusiasts alike! The step-by-step guidance of Mark will present students with an opportunity to safely work with basic hand tools to assemble pre-cut boards to create a beautiful bluebird house for your yard. Materials also include a metal stake for mounting your birdhouse, helping keep your feathered friends safe in the summer and easy for you to clean and store during the winter.

*We also welcome students who complete their bluebird house to consider the option of creating an additional hanging wren house! Additional materials fee for the wren house not included in the tuition.

BUY-SELL-TRADE

A place for CMWA members to find new stuff and trade the old stuff!

Send your ad and pictures to: trosga@scicable.com



FOR SALE: RED OAK

2000 bd. ft. of red oak. Available to members for \$1 board foot at all events.



FOR SALE: Vertical Grain Fir

A pallet of beautifully clear 2" thick Vertical Grain Fir. Four ft. boards-\$4 — two foot boards-\$2. Available at all upcoming meetings and events. **CMWA fundraiser**

PLEASE PATRONIZE OUR SPONSORS!



127 6TH AVE N., ST. CLOUD

FREE 284-Page
Woodworking Tools Catalog



For a free copy, call or click here.
1-800-683-8170 www.leevalley.com

Lee Valley & Veritas

*Huge assortment of cabinet and
furniture hardware in stock.
Over 12,000 items!*



Tilebond Adhesives

Abrasives

Clamps

Hinges

Slides

Decorative Hardware

Toll Free: 1-800-383-0130
24 hr. Fax: 1-888-811-9850
Web: www.wwhardware.com
Email: info@wwhardware.com



Call for our **FREE 624 page**
specification catalog
Woodworker's Hardware


PO Box 180, Sauk Rapids, MN 56379

NOTE: All orders will be shipped SpeeDee or UPS

c/o Paramount Center
for the Arts



913 West St. Germain Street Downtown
St. Cloud MN 56301



Central Minnesota Woodworkers Association
c/o Paramount Center for the Arts
913 West St. Germain Street
St. Cloud MN 56301

2022 ANNUAL MEMBERSHIP RENEWAL

By becoming a member of The Central Minnesota Woodworkers Association, you can take advantage of these benefits!

- ◆ Monthly Educational Meetings
- ◆ Networking with area woodworking enthusiasts
- ◆ Guest Speakers and Seminars
- ◆ Discounts at retailers & mail catalogs
- ◆ Our monthly newsletter by email
- ◆ An ability to ask questions of members through the CMWA web Site

Existing Member Name: Name _____

Any changes to Address, Phone or Email ? _____

New Member Name: _____

Address : _____

Phone : _____

Email: _____

2022 Dues Renewal: \$30

We are a volunteer club.
A little help from all of us makes it all easier!

Check out our Web Site for Club Meetings and topics

www.TheCMWA.com