

Central Minnesota

CMWA

Woodworker's Association

NEWSLETTER

JULY 2023



JULY—ANNUAL SUMMER PICNIC

July 19, 2023 6:00 PM

Our annual picnic is almost here! There's no club meeting for July—just lots of fun for all. Come enjoy the camaraderie of your fellow woodworkers and your families.



The CMWA will provide burgers, brats, buns, and all the fixin's, chips, and bottled water.

And please: bring a dish to share with our group. You could provide some salads, beans, cole slaw, and favorite deserts.

Also: Bring along a favorite project to share. We'll have a display area set up for you. And it doesn't have to be a current project. You may want to make a sign with your name and any woods used, or any information that members and their wives would be interested in.



We're hoping for a great turnout. There is no program for the picnic; just time to socialize and have a good time.

IN THIS EDITION

"FROM THE BENCH"—Don Peterson	2
JULY PICNIC	3
JUNE MEETING—Table Saw Jigs	4
SHOW AND TELL—Night Stand, Table, & Urn	5-6
UPCOMING MEETINGS AND CLASSES	7
CLASS DESCRIPTIONS	8



FROM THE PRESIDENT'S BENCH

Don Peterson
CMWA President

CMWA 2023 BOARD OF DIRECTORS

President	Don Peterson
Vice President	Mike Ross
Secretary	Shawn Jarvis
Treasurer	Kurt Zniewski
Director at Large	Tim DuBois
Director at Large	Charlie Gunderson
Director at Large	Rollie Johnson
Director at Large	Mark Voigt
Director at Large	Dan Steffens
Director at Large	Gail Ivers
Director at Large	Scott Lenzen
Director at Large	Charlie Meyer
Past President	Devin Middendorf

WEBSITE	Linda Saehr-Miller
	Cal Miller
NEWSLETTER	Tom Rosga
	trosga@scicable.com

WANT TO CONTACT A BOARD MEMBER?

Try: cmwa.member@gmail.com

It is CMWA picnic time on Wednesday, July 19. I am looking forward to seeing you all there. We are setting up a display area to share past projects. Bring along something you have made. It doesn't have to be a recent project.

At our July open shops, we kicked off an L-Fence build. We are building five L-Fences based on the Bob Van Dyke Design. Mike Ross is leading the group. Both Mike and I forgot to snap some pictures, but we will correct that next month.

Take a look at the fall schedule of classes in this newsletter. The classes are all open for registration. I will have more information coming on the Michael Cullen class. A major part of that class will be on surface embellishments and finishing.

Stay safe,
Don Peterson



The CMWA is a group of men and women from around the St. Cloud, MN area who share a common interest in the art and business of woodworking.

We meet monthly and share information, techniques, and topics of interest in woodworking.


www.thecmwa.com

JULY CMWA SUMMER PICNIC



When: July 19, 2023 6 PM

**Where: CMWA Shop
Paramount Tech Site Building
248 - 33rd Ave So
Waite Park, MN 56387**



We will have our annual picnic instead of the July meeting on July 19.

Come enjoy the camaraderie of your fellow woodworkers and their families.

The CMWA will provide burgers, brats, chips, and water.

Please bring a dish to share. For example: Salads, beans, cole slaw, deserts.

Bring along a project to share. We will set up a display area. It doesn't have to be a current project.

We are hoping for a great turnout. There is no program for the picnic; just time to socialize and have a good time.



JUNE MEETING HIGHLIGHTS

The topic at the June Meeting was table saw jigs. Mark Voigt was our presenter. Thank you Mark for hauling all those jigs from your shop! The meeting focus was on the L Fence and Tenon jig built in the Bob Van Dyke class held last October. Mark demonstrated cleaning up a live edge, tapering a leg, and pattern cutting a shape using the L Fence. Mark used the tenon jig to cut a tenon and bevel a panel. He also brought several other table jigs including a 22.5 degree sled, an 8 degree sled, and a spline cutting jig.



Jim Preusser brought in a spline cutting jig.

Charlie Meyer brought in a jig used as a carriage to cut sliding dovetails in a turned column for a tilt-top table. The table is a design by Mario Rodriguez. The table construction and jig are thoroughly covered in a magazine article Charlie shared with us. The jig holds and indexes the leg to route the sliding dovetail for the legs.



And: Don Peterson showed a Katz-Moses dovetail jig used to guide your saw when hand cutting dovetails.

JUNE MEETING HIGHLIGHTS

MIKE ROSS NIGHTSTAND

Mike shared a nightstand he built to add to a bedroom set he previously built. The nightstand is a mid-century modern piece and is Mike's design. It is built of red oak.



MICHAEL LAUER TABLE

Michael Lauer shared a table that incorporated a cat shelf. The table is made of reclaimed cedar and vertical grain fir.



JUNE SHOW AND TELL

MARK VOIGT URN

Mark shared an urn that he made. The urn is constructed from walnut and assembled with mitered corners. The top of the urn was a Kumiko panel with space under it for a small lamp. Splines were cut on the spline jig. Mark demonstrated both securing the corners and how it provided a decorative element.



CMWA—2023 PLANNED MEETINGS SCHEDULE

July 19 - Meeting—SUMMER PICNIC

August 3 - Open shop

August 8 - Open shop

August 16—Meeting

September 7 - Open shop

September 12 - Open shop

September 20 - Meeting

October 5 - Open shop

October 10 - Open shop

October 18 - Meeting

November 2 - Open shop

November 14 - Open shop

November 15 - Meeting

December 7 - Open shop

December 12 - Open shop

FALL 2023 PROPOSED CLASS SCHEDULE

We are announcing our fall class line-up.

Here is a list of what is planned so far.

Details are included in this newsletter.

Class	Instructor	Days	Date
Build a Picture Frame	<i>Don Peterson</i> <i>Tim DuBois</i>	Wed .& Mon.	9/6&11/23
Wood Finishing Fundamentals	Charlie Kocourek	Fri- Sat .	9/22-24/23
The Joy of Woodworking: Creating a Desk Organizer	Mark Voigt	Mon.	10/2-9-16/23
It's About Time: Clock Workshop	Michael Cullen	Mon-Fri.	10/23 -27 /23
Building a Mitered Box	Don Peterson Tim DuBois	Tues, Wed.	11/7/23

FREE 284-Page
Woodworking Tools Catalog



For a free copy, call or click here.
1-800-683-8170 www.leevalley.com

Lee Valley & Veritas



127 6TH AVE N.,

**BE PART OF OUR GROUP BY
ADVERTISING WITH US!**

cmwa.member@gmail.com

for advertising opportunities on our webpage

Huge assortment of cabinet and furniture hardware in stock. Over 12,000 items!




Toll Free: 1-800-583-0130
24 hr. Fax: 1-888-811-9850
Web: www.wwhardware.com
Email: info@wwhardware.com

Call for our FREE 624 page specification catalog

Woodworker's Hardware
PO Box 180, Souk Rapids, MN 56379

NOTE: All orders will be shipped Speedee or UPS



The Central Minnesota Woodworker's Association
in Partnership with the
Paramount Center for the Arts
is offering the following classes
in 2023

Class Schedule

All classes and events held at the

Paramount Tech Center

248 33rd Ave South

Waite Park, MN 56387

Registration is open for classes listed on the Paramount web site. If you follow the link below you will be on a page that lists all upcoming Paramount classes organized by month.

<https://paramountarts.org/calendar/>

Class information is also available at - www.thecmwa.com

Build a Picture Frame

Wednesday September 6 & Monday September 11 6pm to 9pm

Tech Center, Waite Park

Instructor—Don Peterson, Tim DuBois

Fee: \$65 materials to build one panel included

In this two-evening class make a beautiful wood picture frame to hold a photo or piece of artwork, roughly 8" x 10". Learn basic woodworking skills needed to cut, mill, and assemble the frame. We will use the table saw, router, and various hand tools. No experience necessary.

Material for one picture frame included.

Register here: https://paramountarts.org/event/frame_092023



WOOD FINISHING FUNDAMENTALS WITH CHARLIE KOCOUREK

September 22 & 23 9am to 4pm, September 24 9am to 2:30pm

Tech Center, Waite Park

Instructor—Charlie Kocourek

Fee: \$450

No previous experience necessary.

Through lecture and demonstration, Charlie takes students from wood preparation to rubbing out the final finish, while demystifying the many color and finishing products. This includes selecting the proper abrasives, sanders, and fillers; layering of colorants; ebonizing; glazing; brushing; and rubbing the final finish to perfection.

Participants will learn about different types of hand-applied finishes including dyes, pigments, oil based finishes, water based finishes, shellac, grain fillers, oils, and hard wax oils. You will learn not only what these different finishes are, but how they differ and why you would select one over another.

Work is done on practice panels provided by the school. Students are encouraged to bring special pieces of their own wood on which to experiment with colors and finishes.

This class is intended for all woodworkers from beginning hobbyists to those running small professional wood shops.

*Charlie Kocourek is a woodworker, an artist, and a teacher with a broad range of skills and a passion for wood **finishing**. Charlie teaches a five day wood finishing class at the Center for Furniture Craftsmanship in Rockport, Maine. He's a contributing editor for the Woodworker's Guild of America where he writes articles and produces woodworking how-to videos. In addition to teaching woodworking classes in several different states, he's also been featured on the PBS show American Woodshop, and written articles for Popular Woodworking Magazine and for the Marquetry Society's Marquetarian Magazine. Charlie is also known for designing an adjustable height workbench called the Jack Bench. Charlie's websites are Jack-Bench.com and CharlieKocourek.com.*

Register here: https://paramountarts.org/event/charliekocourek_092023/

Build a Mitered Box

November 7 & 8 6pm to 9pm

Tech Center, Waite Park

Instructor—Don Peterson, Tim DuBois

Fee: \$70 materials to build one box included

In this two-evening class make a beautiful, mitered box. Learn basic woodworking skills needed to cut, mill, and assemble the box. We will use the table saw, router, and various hand tools. No experience necessary.

Register here: https://paramountarts.org/event/miteredbox_112023/



The Joy of Woodworking : Creating a Desk Organizer

Three Mondays October 2, 9 & 16, 2023, , 6pm to 9pm

Instructor—Mark Voigt

Fee: \$135

Experience Level: Beginner, no prior experience needed

Build a practical and elegant desk organizer, while enhancing your woodworking skills! Students will learn how to properly and safely use a variety of tools and equipment, and learn intermediate level woodworking techniques.

All materials to create one organizer included in the cost of tuition

Register here: https://paramountarts.org/event/wooddeskorganizer_102023/



**It's About Time: Clock Workshop
with Michael Cullen**

\$900.00

Experience Level: Intermediate, some prior experience needed

Monday October 23-Friday October 27, 9am-4pm


Ages 14+

Join professional woodworker Michael Cullen as he guides you through the process of creating a beautiful time piece! Michael will safely guide you through a series of techniques and skills, using a variety of wood-working equipment, to create a unique clock that is sure to be a family treasure for many years to come! This workshop is the first time Cullen will be presenting a clock making workshop, join us for this brand new experience!

Tool list coming soon!

Register Here: https://paramountarts.org/event/michaelcullenclockworkshop_102023/





Central Minnesota Woodworkers Association
c/o Paramount Center for the Arts
913 West St. Germain Street
St. Cloud MN 56301

2023 ANNUAL MEMBERSHIP RENEWAL

By becoming a member of The Central Minnesota Woodworkers Association, you can take advantage of these benefits!

- ◆ Monthly Educational Meetings
- ◆ Networking with area woodworking enthusiasts
- ◆ Guest Speakers and Seminars
- ◆ Discounts at retailers & mail catalogs
- ◆ Our monthly newsletter by email
- ◆ An ability to ask questions of members through the CMWA web Site

Existing Member Name: Name _____

Any changes to Address, Phone or Email ? _____

New Member Name: _____

Address : _____

Phone : _____

Email: _____

2023 Dues Renewal: \$30

Donations: (Any amount is appreciated) \$ _____

We are a volunteer club.
A little help from all of us makes it all easier!

Check out our Web Site for Club Meetings and topics

www.TheCMWA.com